

MISSISSIPPI Corn for Grain



HYBRID TRIALS, 2011



MISSISSIPPI AGRICULTURAL & FORESTRY EXPERIMENT STATION • GEORGE M. HOPPER, DIRECTOR
MISSISSIPPI STATE UNIVERSITY • MARK E. KEENUM, PRESIDENT • GREGORY A. BOHACH, VICE PRESIDENT

NOTICE TO USER

This Mississippi Agricultural and Forestry Experiment Station information bulletin is a summary of research conducted under project number MIS 1414 at locations shown on the map on the second page. It is intended for colleagues, cooperators, and sponsors. The interpretation of data presented in this report may change after additional experimentation. Information included is not to be construed as a recommendation for use or as an endorsement of a specific product by Mississippi State University or the Mississippi Agricultural and Forestry Experiment Station.

This report contains data generated as part of the Mississippi Agricultural and Forestry Experiment Station research program. Joint sponsorship by the organizations listed on pages 2-3 is gratefully acknowledged.

Trade names of commercial products used in this report are included only for clarity and understanding. All available names (i.e., trade names, chemical names, etc.) of products used in this research project are listed on pages 2-3.



**The Mississippi Corn Promotion Board provided funds
for publishing these hybrid trial results.**

Mississippi Corn for Grain Hybrid Trials, 2011

Brad Burgess

Operations Manager, Variety Testing
Mississippi State University

Sean Horton

Farm Manager
Delta Research and Extension Center

Billy Johnson

Senior Research Assistant
Coastal Plain Branch Experiment Station

Erick Larson

Associate Professor
MSU Plant and Soil Sciences

Dennis Reginelli

Area Extension Agent
Noxubee County Extension Service

Dennis Rowe

Statistician
Mississippi State University

Jerry Singleton

Area Extension Agent – Agronomic Crops
Leflore County Extension Service

Charlie Stokes

Area Agronomy Agent
MSU Extension Service

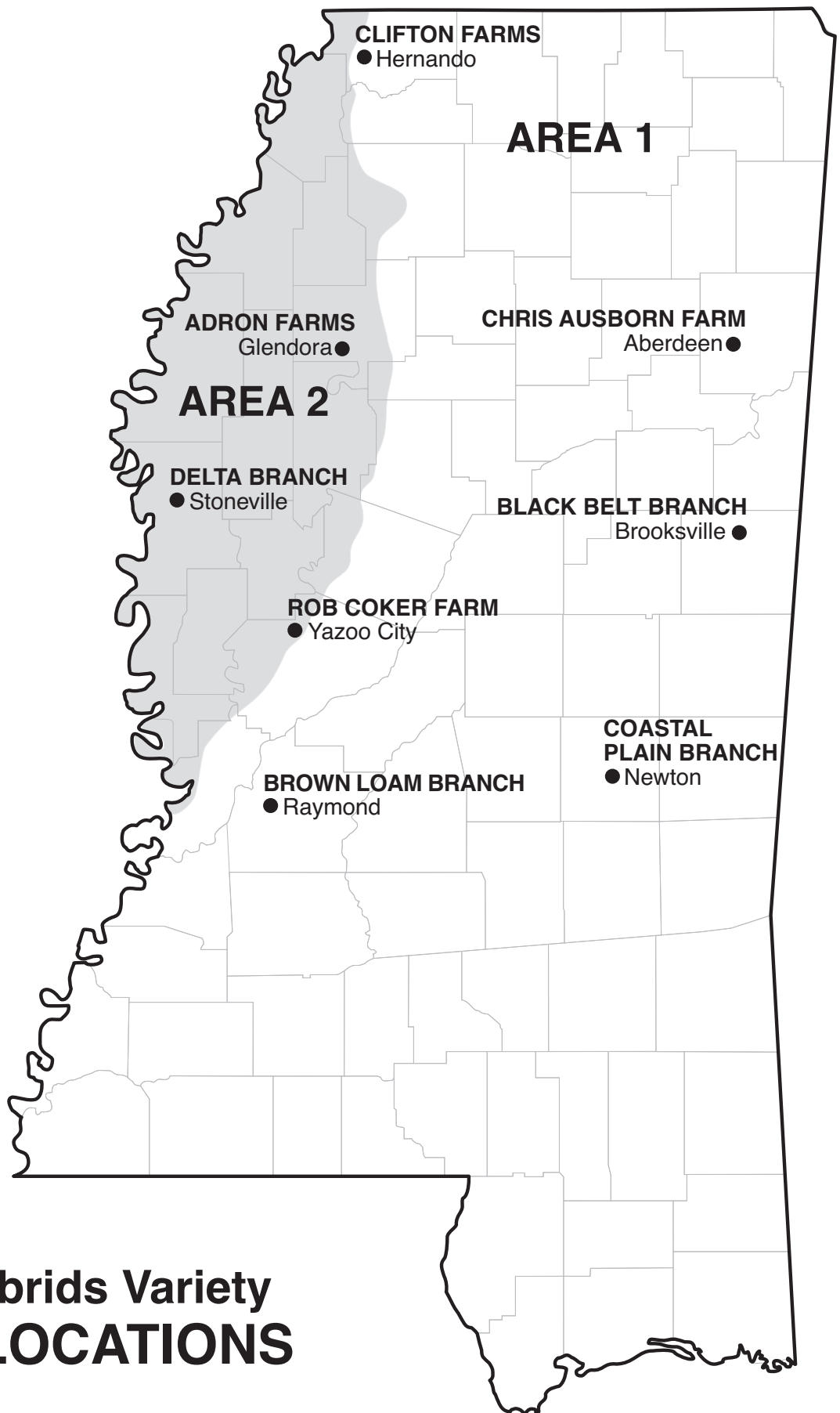
Megan Starkey

Research Associate
Brown Loam Branch Experiment Station

Beau Varner

Assistant Farm Supervisor
Black Belt Branch Experiment Station

For more information, contact Brad Burgess at (662) 325-7784; email, Bburgess@pss.msstate.edu. Recognition is given to Jake Bullard and Jerry W. Nail, Research Technicians for the Variety Testing Program, for their assistance in packaging, planting, harvesting, and recording plot data. Statistical analyses and computing assistance were provided by Dennis Rowe, Experimental Statistics. This publication was prepared by Dixie Albright, Office Associate for MAFES Research Support Units. It was published by the Office of Agricultural Communications, a unit of the Mississippi State University Division of Agriculture, Forestry, and Veterinary Medicine. Our website address is <http://msucares.com/crops/variety/index.html>



Corn Hybrids Variety TEST LOCATIONS

Mississippi Corn for Grain Hybrid Trials, 2011

PROCEDURE

Trials were conducted on Experiment Station land or on grower-cooperator fields in two geographical areas in Mississippi: Area I, located in the hill region of Mississippi (five dryland locations); and Area II, located in the Delta region of Mississippi (three irrigated locations) (see map). Commercial seed companies were given the opportunity to enter hybrids in either Area I or Area II or both.

Plots consisted of two 30-inch rows, 15 feet long. Weeds were controlled by cultivation and/or herbicides. Only herbicides currently registered for use on corn were used in these studies, with strict adherence to all label instructions.

All hybrids were treated with Poncho or Cruiser for seedling insect control. Experimental design was a randomized complete block with four replications at each location.

Seed of all entries were supplied by participating companies. All seed were packaged for planting at seeding rates suggested by the participating company and planted with a cone planter. Fertilizer was applied according to soil test recommendations. Plots in Area I were grown in dryland conditions, and plots in Area II were furrow irrigated, as necessary.

VARIABLES MEASURED IN THE CORN HYBRID TESTS

Yield: An Almaco SPC 40 plot combine was used to harvest the total area of each plot. Harvested grain was weighed, moisture was determined, and yields were converted to bushels per acre at 15.5% moisture.

Ear Height: Ear height is the distance from the soil to the highest ear-bearing node.

Harvest Population: Harvest population is a measure of the number of plants per acre, based on actual stand counts.

USE OF DATA TABLES AND SUMMARY STATISTICS

The yield potential of a given hybrid cannot be measured with complete accuracy. Consequently, replicate plots of all hybrids are evaluated for yield, and the yield of a given hybrid is estimated as the mean of all replicate plots of that hybrid. Yields vary somewhat from one replicate plot to another, which introduces a certain degree of error to the value. As a result, although the mean yields of some hybrids are numerically different, the two hybrids may not be significantly different from each other within the range of natural variation. That is, the ability to measure yield is not precise enough to determine what the small differences are, other than what might be observed purely by chance.

The least significant difference (LSD) is an estimate of the smallest difference between two hybrids

that can be declared to be the result of something other than random variation in a particular trial. Consider the following example for a given trial:

Hybrid	Yield
A	90 bu/A
B	85 bu/A
C	81 bu/A
LSD	7 bu/A

The difference between hybrid A and hybrid B is 5 bu/A (i.e., $90 - 85 = 5$). This difference is smaller than the LSD (7 bu/A). Consequently, we would conclude that hybrid A and hybrid B have the same yield potential, since we are unable to say that the observed difference did not occur purely due to chance. However, the difference between hybrid A and hybrid C is 9 bu/A

(i.e., 90 - 81 = 9), which is larger than the LSD (7 bu/A). We would therefore conclude that the yield potential of hybrid A is superior to that of hybrid C.

The coefficient of variation (CV) is a measure of the relative precision of a given trial and is used to compare the relative precision of different trials. The CV is generally considered an estimate of the amount of unexplained variation in a given trial. This unexplained variation can be the result of variation between plots with respect to soil type, fertility, insects, diseases, moisture stress, etc. Overall, as the CV increases, the precision of a given trial decreases.

The coefficient of determination (R^2) is another measure of the level of precision in a trial and is also used to compare the relative precision of different trials. The R^2 is a measure of the amount of variation that is explained, or accounted for, in a given trial. For example, an R^2 value of 90 percent indicates that 90 percent of the observed variation in the trial has been accounted for in the trial, with the remaining 10 percent being unaccounted for. The higher the R^2 value, the more precise the trial. The R^2 is generally considered a better measure of precision than the CV for comparison of different trials.

Table 1. Characteristics provided by sponsoring companies for corn hybrids entered in the Mississippi Corn for Grain Hybrid Trials, 2011.

Company	Hybrid	Trait ¹	Planting rate (x1000)	Seed treatment	Days to maturity
AgriGold Hybrids 5381 Akin Road St. Francisville, IL 62460 618-943-5776	A6489VT3	VT3	32	Poncho 500/Votivo	112
	A6533VT3	VT3	32	Poncho 500/Votivo	113
	A6553VT3	VT3	32	Poncho 500/Votivo	113
	A6573VT3	VT3	32	Poncho 500/Votivo	114
	A6632VT3Pro	VT3Pro	32	Poncho 500/Votivo	115
	A6679VT3Pro	VT3Pro	32	Poncho 500/Votivo	116
	A6839VT3Pro	VT3Pro	32	Poncho 500/Votivo	119
Armor Seed P.O. Box 178 Fisher, AR 72429 870-579-2286	1161PRO	VT3PRO	32	Acceleron	111
	1262DPRO	VT2PRO	32	Acceleron	112
	1415PRO	VT3PRO	32	Acceleron	114
	1539PRO	VT3Pro	32	Acceleron	115
	1655PRO	VT3PRO	32	Acceleron	116
B-H Genetics 5933 FM1157 Ganado, TX 77962 281-762-8915	BH8928VTTP	GENVT3P	32	Acceleron 250	117
	BH8931GTLLCB	GT/CB/LL	32	Poncho 250	116
	XP8570VTTP	GENVT3P	32	Acceleron 250	114
	BH8655GT3	GT/CB/LL/RW	32	Poncho 250	115
	BH8895VTTP	GENVT3P	30	Acceleron 250	118
	XP8492SS	GENSS	30	Acceleron 250	112
Crop Production Services P.O. Box 7 Hollandale, MS 38748 662-719-2990	D51VP40	VT3Pro	35	Poncho 250	111
	57V59	VT3	36	Poncho 250	114
	D55VC21	VT2Pro	36	Poncho 250	115
	D55Q80	3000GT	35	Poncho 250	115
	CX11114	VT3Pro	36	Poncho 250	114
	D56VP10	VT3Pro	36	Poncho 250	116
	D56VP24	VT3Pro	35	Poncho 250	116
	V5683VT3	VT3	35	Poncho 250	116
	CX11117	Conventional	35	Poncho 250	117
	D57GT60	GT	35	Poncho 250	117
D58VP30	VT3Pro	35	Poncho 250	118	
Delta Grow Seed 220 NW 2nd/P.O. Box 219 England, AR 72046 501-842-2572	2888	GTBTLL	33		115
	2988	GTBTLL	33		116
Golden Acres Genetics P.O. Box 579 Buchanan Dam, TX 78609 512-793-5205	27V01	VT3Pro	32	Cruiser Extreme 250	117
	28V81	VT3Pro	32	Cruiser Extreme 250	118
	26V21	VT3Pro	35	Cruiser Extreme 250	115

¹RR = Incorporates Roundup Ready Technology; LL, L = Incorporates Liberty Link Technology; YGCB = Yield Guard Corn Borer Protection; HX = Herculex Corn Borer Protection Technology; Conv. = Conventional. (E) = Experimental.

**Table 1 (continued). Characteristics provided by sponsoring companies
for corn hybrids entered in the Mississippi Corn for Grain Hybrid Trials, 2011.**

Company	Hybrid	Trait ¹	Planting rate (x1000)	Seed treatment	Days to maturity
Monsanto 108 Bayberry Lane Madison, MS 39110 601-317-2661	DKC61-06 GENSS	RR, BT, LL	32/34	Poncho 500	111
	DKC61-35 GENVT3P	RR, BT	32/34	Poncho 500	111
	DKC61-88 GENVT3P	RR, BT	32/34	Poncho 500	111
	DKC62-09 GENVT3P	RR, BT	32/34	Poncho 500	112
	DKC63-87 GENVT2P	RR, BT	32/34	Poncho 500	113
	DKC64-69 GENVT3P	RR, BT	32/34	Poncho 500	114
	DKC66-96 GENVT3P	RR, BT	32/34	Poncho 500	116
	DKC67-57 GENVT3P	RR, BT	32/34	Poncho 500	117
	DKC67-88 GENVT3P	RR, BT	30/32	Poncho 500	117
DKC69-29 GENVT3P	RR, BT	32/34	Poncho 500	119	
M-Pride Genetics, Inc. P.O. Box 560 Garden City, MO 64747 317-409-8214	MP 3152	VT3	34	Poncho 250	115
	MP 3150	GT, CB, RW	34	Poncho 250	115
	MP 3193	VT3Pro	29	Poncho 250	115
Mycogen Seeds Route 1, Box 260E Wayne City, IL 62895 618-237-8227	2V715	HxXTRA/RR/LL	32	Avicta Complete Corn	111
	2V738	SmartStax	32	Avicta Complete Corn	113
	2T784	SmartStax	30	Avicta Complete Corn	114
	2A787	SmartStax	32	Avicta Complete Corn	115
Pioneer Hi-Bred International, Inc. 700 Boulevard South Suite 302 Huntsville, AL 35802 256-650-1876	P1184HR	HX1, LL, RR2	28/32	Poncho 250	111
	P1745HR	HX1, LL, RR2	32	Poncho 250	117
	P1615HR	HX1, LL, RR2	28/32	Poncho 250	116
	P2088HR	HX1, LL, RR2	28/32	Poncho 250	120
	P1404HR	HX1, LL, RR2	28/32	Poncho 250	114
	P2023HR	HX1, LL, RR2	32	Poncho 250	120
Syngenta Seeds 11055 Wayzata Blvd. Minnetonka, MN 55305 318-372-3457	NTPP-3111	Agrisure VipTera	28	Cruiser 500	114
	N72F-3000GT	GT, CB, LL, RW	28/32	Cruiser 500	113
	N78S-3111	Agrisure VipTera	30	Cruiser 500	116
	N78N-3111	Agrisure VipTera	30	Cruiser 500	118
Terral Seed, Inc. P.O. Box 826 Lake Providence, LA 71254 318-559-2840	REV [®] 25HR39 [™]	HX1, LL, RR2	30	Cruiser 250	115
	REV [®] 25HR49 [™]	HX1, LL, RR2	30	Cruiser 250	115
	REV [®] 25R19 [™]	RR2	30	Cruiser 250	115
	REV [®] 26HR50 [™]	HX1, LL, RR2	30	Cruiser 250	116
	REV [®] 26HR70 [™]	HX1, LL, RR2	30	Cruiser 250	116
	REV [®] 26HR60 [™]	RR2	30	Cruiser 250	116
	REV [®] 28HR20 [™]	HX1, LL, RR2	30	Cruiser 250	118
	REV [®] 28HR29 [™]	HX1, LL, RR2	30	Cruiser 250	118
	REV [®] 28HR30 [™]	HX1, LL, RR2	30	Cruiser 250	118
	REV [®] 28HR10 [™]	RR2	30	Cruiser 250	118
	REV [®] 27HR52 [™]	HX1, LL, RR2	30	Cruiser 250	117
	REV [®] 26HR82 [™]	HX1, LL, RR2	30	Cruiser 250	116
	REV [®] 26HR22 [™]	HX1, LL, RR2	30	Cruiser 250	116
	REV [®] 27HR32 [™]	HX1, LL, RR2	30	Cruiser 250	117
Winfield Solutions/Croplan Genetics P.O. Box 64281 St. Paul, MN 55164 901-233-9646	6291VT3		30	Cruiser 250	111
	6725VT3P		30/34	Cruiser 250	113
	6926VT3P		30/34	Cruiser 250	114
	6818VT3		30/34	Cruiser 250	114
	8410VT3P		30/34	Cruiser 250	118
	8505VT3P		30/34	Cruiser 250	117

¹RR = Incorporates Roundup Ready Technology; LL, L = Incorporates Liberty Link Technology; YGCB = Yield Guard Corn Borer Protection; HX = Herculex Corn Borer Protection Technology; Conv. = Conventional. (E) = Experimental.

Table 2. 2011 corn hybrid yield summary for dryland locations.

Brand	Hybrid number	Aberdeen	Brooksville	Hernando	Raymond	Overall average
		<i>bu/A</i>	<i>bu/A</i>	<i>bu/A</i>	<i>bu/A</i>	<i>bu/A</i>
AgriGold	A6489VT3	170.6	54.4	151.6	77.1	113.4
AgriGold	A6533VT3	163.2	52.8	145.4	72.0	108.4
AgriGold	A6553VT3	156.0	29.5	135.6	61.7	95.7
AgriGold	A6573VT3	167.9	45.7	136.3	75.2	106.3
AgriGold	A6632VT3Pro	157.3	78.4	130.2	62.5	107.1
AgriGold	A6679VT3Pro	158.3	44.8	131.7	54.0	97.2
AgriGold	A6839VT3Pro	152.9	60.6	137.5	61.8	103.2
Armor	Armor 1161PRO	130.8	57.8	138.0	57.5	96.0
Armor	Armor 1262 PRO	170.0	44.2	136.8	60.0	102.7
Armor	Armor 1415PRO	148.8	65.3	121.7	75.2	102.7
Armor	Armor 1539PRO	159.1	35.9	135.3	77.0	101.8
Armor	Armor 1655 PRO	151.7	59.7	118.6	56.4	96.6
Croplan Genetics	8505VT3P	160.0	31.8	138.2	78.3	102.1
Croplan Genetics	6291VT3	150.7	58.9	107.1	85.9	100.7
Croplan Genetics	6725VT3P	154.8	26.4	154.3	78.0	103.4
Croplan Genetics	6818VT3	164.6	64.5	114.4	47.5	97.8
Croplan Genetics	6926VT3P	167.5	42.5	124.5	93.5	107.0
Croplan Genetics	8410VT3P	157.4	60.6	153.0	95.4	116.6
DEKALB	DKC 61-06 GENSS	144.5	30.6	119.1	78.2	93.1
DEKALB	DKC 61-88 GENVT3P	158.9	58.6	154.8	80.9	113.3
DEKALB	DKC 62-09 GENVT3P	168.6	68.5	153.8	89.3	120.0
DEKALB	DKC 63-87 GENVT3P	147.4	75.6	121.5	75.7	105.0
DEKALB	DKC 67-57 GENVT3P	164.5	44.9	140.8	92.3	110.6
DEKALB	DKC 67-88 GENVT3P	183.2	67.6	141.5	70.0	115.6
DEKALB	DKC 69-29 GENVT3P	167.9	39.0	151.8	108.7	116.8
DEKALB	DKC61-35 GENVT3P	155.4	67.7	92.9	98.0	103.5
DEKALB	DKC64-69 GENVT3P	175.4	86.5	129.3	89.9	120.2
DEKALB	DKC66-96 GENVT3P	151.1	74.8	133.0	83.4	110.6
Delta Grow	DG 2988	158.4	40.3	109.9	86.7	98.8
Delta Grow	DG 2888	148.1	62.8	111.8	57.6	95.1
Delta Grow	DG 3788	155.3	65.3	121.9	59.0	100.4
Delta Grow	DG 8188	160.4	46.0	157.0	76.7	110.0
Delta Grow	DG 8488	157.5	49.5	128.3	88.0	105.8
Dyna-Gro	D51VP40	152.2	57.6	145.4	55.3	102.6
Dyna-Gro	D55VC21	159.8	57.0	103.5	74.8	98.8
Dyna-Gro	D56VP10	162.0	56.0	143.0	72.6	108.4
Dyna-Gro	D56VP24	158.9	54.0	126.8	54.0	98.4
Dyna-Gro	D56VP69	169.2	53.0	95.6	69.9	96.9
Dyna-Gro	D58VP30	147.7	61.1	114.6	54.0	94.3
Dyna-Gro	DG CX11117	176.2	49.2	115.3	68.7	102.3
Dyna-Gro	DG57V59	142.4	59.2	118.2	82.8	100.6
Dyna-Gro	V5683VT3	175.8	55.8	135.0	74.2	110.2
Golden Acres	26V21	159.8	66.2	126.6	59.8	103.1
Golden Acres	27V01	158.1	49.8	120.4	51.3	94.9
Mycogen	2A787	158.8	35.6	137.1	100.5	108.0
Mycogen	2T784	166.6	44.1	144.8	76.8	108.1
Mycogen	2V715	177.0	41.5	143.8	92.6	113.7
Mycogen	2V738	151.3	25.8	153.8	80.8	102.9
NK Brand	N72F3000GT	161.0	58.5	125.0	73.0	104.4
NK Brand	N77P-3111	153.4	55.3	143.9	62.2	103.7
Pioneer	P1184HR	147.8	45.9	113.4	79.4	96.6
Pioneer	P1404HR	158.3	59.7	122.1	58.9	99.8
Pioneer	P1615HR	169.2	55.9	116.6	63.8	101.4
Pioneer	P2088HR	176.4	38.7	119.5	54.3	97.2
REV	REV 25R19™	156.0	69.3	123.5	40.1	97.2
REV	REV 26HR22™	150.5	54.0	101.9	29.5	84.0
REV	REV 26HR70™	158.0	64.4	115.9	37.3	93.9
REV	REV 26HR82™	153.0	55.4	118.1	39.6	91.5
REV	REV 27HR32™	160.5	46.0	113.8	45.0	91.3
REV	REV 27HR52™	153.6	35.7	122.5	42.0	88.5
REV	REV 28HR29™	163.2	51.2	139.1	39.9	98.3
REV	REV 26R60™	143.0	52.8	106.2	53.1	88.8
REV	REV 25HR39™	148.1	71.0	133.6	48.1	100.2
REV	REV 25HR49™	156.1	48.6	119.3	49.3	93.3
REV	REV 26HR50™	167.9	39.4	113.4	55.3	94.0
REV	REV 28HR20™	189.6	54.2	145.2	49.3	109.6
REV	REV 28HR30™	166.5	53.0	116.7	41.3	94.4
REV	REV 28R10™	172.8	53.1	126.9	39.8	98.2

Table 2 (continued). 2011 corn hybrid yield summary for dryland locations.

Brand	Hybrid number	Aberdeen	Brooksville	Hernando	Raymond	Overall average
		<i>bu/A</i>	<i>bu/A</i>	<i>bu/A</i>	<i>bu/A</i>	<i>bu/A</i>
Overall Mean		159.7	53.2	128.4	67.2	102.1
LSD(.10)		15.2	10.5	20.1	11.7	
Error degrees of freedom		201.0	201.0	201.0	201.0	
CV(%)		8.1	16.7	13.4	14.9	
R ² (%)		46.2	74.0	54.7	81.4	

Table 3. Two-year corn hybrid yield summary for dryland locations.

Brand	Hybrid number	Aberdeen	Brooksville	Hernando	Raymond	Overall average
		<i>bu/A</i>	<i>bu/A</i>	<i>bu/A</i>	<i>bu/A</i>	<i>bu/A</i>
AgriGold	A6489VT3	167.4	92.6	127.8	100.6	122.1
AgriGold	A6632VT3Pro	153.5	105.4	113.4	94.0	116.6
AgriGold	A6533VT3	160.5	99.2	120.6	84.3	116.1
AgriGold	A6839VT3Pro	155.8	97.1	121.8	81.3	114.0
Armor	Armor 1161PRO	135.1	99.9	131.8	77.3	111.0
Armor	1655PRO	157.1	92.8	117.6	90.2	114.4
Dyna-Gro	V5683VT3	170.8	96.8	122.3	98.7	122.2
REV	REV 26HR50™	161.4	79.5	102.4	87.0	107.6
REV	REV 28HR20™	173.8	86.6	128.8	96.5	121.4
REV	REV 25HR49™	151.1	90.5	102.4	87.6	107.9
REV	REV 25HR39™	140.0	100.0	122.7	68.3	107.7
AgriGold	A6553VT3	145.7	77.0	110.2	88.4	105.3
Dyna-Gro	DG57V59	143.8	94.4	105.1	103.0	111.6
Dyna-Gro	D56VP24	162.7	92.3	110.6	80.0	111.4
Croplan Genetics	CPL 6725VT3/P	153.5	79.8	127.5	78.9	109.9
Croplan Genetics	CPL 6818VT3	155.1	98.9	110.6	84.8	112.3
Croplan Genetics	8505VT3/P	161.5	87.2	123.0	97.2	117.2
Delta Grow	DG 3788	150.8	82.4	123.7	71.1	107.0
Delta Grow	DG 2888	143.9	84.7	122.3	77.9	107.2
Golden Acres	26V21	154.9	98.6	112.8	102.4	117.1
DEKALB	DKC61-35 GENVT3P	155.9	101.5	93.2	120.2	117.7
DEKALB	DKC64-69 GENVT3P	165.7	113.3	115.8	112.8	126.9
DEKALB	DKC66-96 GENVT3P	160.7	108.6	121.9	106.0	124.3
Pioneer	P1184HR	147.3	84.0	108.4	100.1	110.0
Pioneer	P1615HR	160.4	83.2	119.8	83.4	111.7
REV	REV 25R19™	161.5	92.5	118.9	75.9	112.2
REV	REV 28HR30™	155.9	74.6	114.1	81.7	106.6
REV	REV 28R10™	167.0	101.6	121.1	89.5	119.8
Overall Mean		156.2	92.5	116.6	90.3	113.9

Table 4. Three-year corn hybrid yield summary for dryland locations.

Brand	Hybrid number	Aberdeen	Brooksville	Hernando	Raymond	Overall average
		<i>bu/A</i>	<i>bu/A</i>	<i>bu/A</i>	<i>bu/A</i>	<i>bu/A</i>
AgriGold	A6489VT3	165.6	107.6	129.9	102.1	126.3
AgriGold	A6533VT3	156.7	109.0	130.2	98.1	123.5
AgriGold	A6632VT3	150.3	115.8	106.8	92.8	116.4
AgriGold	A6839VT3Pro	103.9	64.7	81.2	103.9	88.4
Armor	1655PRO	154.5	110.5	112.3	154.5	133.0
Armor	Armor 1161PRO	137.8	109.3	129.2	93.4	117.4
Croplan Genetics	CPL6818VT3	157.3	112.7	112.4	89.5	118.0
Dyna-Gro	V5683VT3	176.6	105.3	104.9	101.8	122.2
REV	REV 25HR39™	143.3	99.3	130.9	80.3	113.5
REV	REV 25HR49™	150.3	94.0	117.1	100.9	115.6
REV	REV 26HR50™	157.3	87.7	106.0	88.8	110.0
REV	REV 28HR20™	173.3	91.7	126.5	104.2	123.9
REV	REV 28HR30™	156.6	103.4	134.5	93.7	122.1
Overall Mean		363.6	240.7	278.4	240.4	280.8

Table 5. 2011 corn hybrid yield summary for irrigated locations.

Brand	Hybrid number	Stoneville	Glendora	Stoneville (clay)	Overall average
		<i>bu/A</i>	<i>bu/A</i>	<i>bu/A</i>	<i>bu/A</i>
AgriGold	A6489VT3	214.7	160.4	199.3	191.4
AgriGold	A6533VT3	222.6	169.7	199.4	197.2
AgriGold	A6553VT3	210.8	156.6	205.6	191.0
AgriGold	A6573VT3	220.7	171.4	206.2	199.4
AgriGold	A6632VT3Pro	216.4	169.4	202.7	196.2
AgriGold	A6679VT3Pro	202.9	189.2	215.2	202.5
AgriGold	A6839VT3Pro	205.1	164.5	182.3	184.0
Armor	Armor 1161PRO	202.0	159.6	178.7	180.1
Armor	Armor 1262 PRO	217.2	173.5	200.5	197.1
Armor	Armor 1415PRO	196.2	151.7	192.5	180.1
Armor	Armor 1539PRO	212.6	155.7	212.0	193.4
Armor	Armor 1655 PRO	203.5	146.7	188.7	179.6
B-H Genetics	BH 8655GT3	207.0	142.5	190.3	179.9
B-H Genetics	BH 8895VTTP	228.6	165.7	203.5	199.3
B-H Genetics	BH 8928VTTP	203.1	144.6	199.6	182.4
B-H Genetics	BH 8931GTLLCB	196.6	143.1	180.6	173.4
B-H Genetics	BH XP8492SS	193.0	169.0	182.1	181.4
B-H Genetics	XP 8570VTTP	196.8	153.3	185.5	178.5
Croplan Genetics	8505VT3/P	220.6	155.7	199.6	192.0
Croplan Genetics	CPL 6725VT3/P	223.4	161.4	190.7	191.8
Croplan Genetics	CPL 6818VT3	199.1	160.8	195.1	185.0
Croplan Genetics	CPL 6926VT3/P	219.2	171.7	205.8	198.9
Croplan Genetics	CPL 8410VT3/P	226.8	173.8	209.2	203.2
DEKALB	DKC 61-06 GENSS	210.6	141.9	204.6	185.7
DEKALB	DKC 61-88 GENVT3P	217.7	178.0	189.1	194.9
DEKALB	DKC 62-09 GENVT3P	229.3	175.7	201.4	202.1
DEKALB	DKC 63-87 GENVT3P	217.1	168.4	205.8	197.1
DEKALB	DKC 67-57 GENVT3P	219.4	177.3	177.0	191.2
DEKALB	DKC 67-88 GENVT3P	219.7	175.1	218.4	204.4
DEKALB	DKC 69-29 GENVT3P	215.2	187.0	218.6	207.0
DEKALB	DKC61-35 GENVT3P	204.8	179.5	190.1	191.5
DEKALB	DKC64-69 GENVT3P	227.5	155.2	202.9	195.2
DEKALB	DKC66-96 GENVT3P	207.1	190.1	204.1	200.4
Delta Grow	DG 2988	210.3	187.0	201.7	199.7
Delta Grow	DG 2888	209.7	145.6	180.0	178.4
Delta Grow	DG 3788	199.3	145.1	182.7	175.7
Delta Grow	DG 8188	217.6	140.0	192.1	183.2
Delta Grow	DG 8488	192.0	138.3	191.0	173.8
Dyna-Gro	CX11114	216.0	179.9	218.9	204.9
Dyna-Gro	D51VP40	207.6	169.3	200.1	192.3
Dyna-Gro	D55Q80	201.5	143.5	188.0	177.6
Dyna-Gro	D55VC21	210.8	180.3	202.8	198.0
Dyna-Gro	D56VP24	208.0	181.8	202.2	197.3
Dyna-Gro	D56VP69	223.8	116.5	228.6	189.6
Dyna-Gro	D57GT60	200.3	127.8	169.1	165.7
Dyna-Gro	D58VP30	217.9	121.8	196.2	178.6
Dyna-Gro	DG CX11117	239.7	172.2	215.6	209.2
Dyna-Gro	DG57V59	212.8	173.8	206.1	197.6
Dyna-Gro	V5683VT3	206.4	175.7	214.1	198.7
Golden Acres	27V01	209.4	192.6	198.2	200.1
Golden Acres	GA28V81	201.0	155.7	164.5	173.7
M-Pride	MP 3150	206.3	145.3	180.0	177.2
M-Pride	MP 3152	231.2	155.1	206.1	197.5
M-Pride	MP 3193	204.2	168.8	199.7	190.9
Mycogen	2A787	215.9	152.6	182.7	183.7
Mycogen	2T784	208.5	162.2	150.9	173.9
Mycogen	2V715	208.7	169.8	206.1	194.9
Mycogen	2V738	186.7	169.2	189.9	181.9
NK Brand	N72F3000GT	219.1	181.2	207.1	202.5
NK Brand	N77P-3111	196.9	162.7	192.5	184.0
NK Brand	N78N-3111	218.8	190.3	191.6	200.2
NK Brand	N78S-3111	217.5	167.2	194.3	193.0
Pioneer	P1184HR	202.1	159.7	185.4	182.4
Pioneer	P1404HR	219.7	153.2	204.3	192.4
Pioneer	P1615HR	246.3	167.5	215.6	209.8
Pioneer	P1745HR	240.4	180.8	222.8	214.7

Table 5 (continued). 2011 corn hybrid yield summary for irrigated locations.

Brand	Hybrid number	Stoneville	Glendora	Stoneville (clay)	Overall average
		<i>bu/A</i>	<i>bu/A</i>	<i>bu/A</i>	<i>bu/A</i>
Pioneer	P2023HR	235.0	171.1	217.9	208.0
Pioneer	P2088HR	251.6	187.8	228.9	222.7
REV	REV 25R19™	202.7	181.7	184.1	189.5
REV	REV 26HR22™	213.3	169.9	187.4	190.2
REV	REV 26HR70™	210.7	158.8	183.5	184.3
REV	REV 26HR82™	210.0	170.2	201.5	193.9
REV	REV 27HR32™	222.2	167.0	194.7	194.6
REV	REV 27HR52™	215.2	185.8	210.9	204.0
REV	REV 28HR29™	216.7	169.5	194.1	193.4
REV	REV 26R60™	214.3	170.5	200.9	195.2
REV	REV 25HR39™	206.9	171.4	189.2	189.2
REV	REV 25HR49™	226.2	145.7	190.7	187.5
REV	REV 26HR50™	231.7	171.3	222.8	208.6
REV	REV 28HR20™	213.7	176.5	235.9	208.7
REV	REV 28HR30™	221.0	156.5	205.9	194.5
REV	REV 28R10™	213.5	176.7	219.9	203.4
Overall Mean		213.6	164.6	198.6	192.3
LSD(.10)		16.0	22.0	18.3	
Error degrees of freedom		243.0	243.0	243	
CV(%)		6.4	11.5	7.9	
R ² (%)		51.6	52.4	55.2	

Table 6. Two-year corn hybrid yield summary for irrigated locations.

Brand	Hybrid Number	Stoneville	Minter City	Stoneville (clay)	Overall average
		<i>bu/A</i>	<i>bu/A</i>	<i>bu/A</i>	<i>bu/A</i>
AgriGold	A6489VT3	217.7	186.4	183.7	195.9
AgriGold	A6533VT3	222.8	157.2	180.4	186.8
AgriGold	A6553VT3	225.3	170.0	176.4	190.6
AgriGold	A6632VT3Pro	210.2	173.9	177.5	187.2
Armor	Armor 1161PRO	214.2	179.8	161.0	185.0
Armor	Armor 1415PRO	205.0	178.9	170.0	184.6
Armor	Armor 1539PRO	205.5	167.3	169.4	180.8
B-H Genetics	BH 8895VTP	221.9	180.5	163.9	188.8
B-H Genetics	BH 8928VTP	215.3	210.1	178.2	201.2
Croplan Genetics	8505VT3/P	209.1	171.1	171.5	183.9
Croplan Genetics	CPL 6725VT3/P	220.6	169.6	177.3	189.1
Croplan Genetics	CPL 6818VT3	216.5	186.0	159.9	187.5
DEKALB	DKC61-35 GENVT3P	224.5	177.5	179.4	193.8
DEKALB	DKC64-69 GENVT3P	220.9	179.0	182.4	194.1
DEKALB	DKC66-96 GENVT3P	224.4	193.7	169.4	195.8
Delta Grow	DG 2888	195.5	174.9	171.7	180.7
Delta Grow	DG 3788	199.3	171.9	165.6	178.9
Dyna-Gro	D56VP24	210.5	170.4	157.4	179.4
Dyna-Gro	DG57V59	192.5	165.9	166.3	174.9
Dyna-Gro	V5683VT3	206.2	189.0	165.2	186.8
Pioneer	P1184HR	223.2	192.1	171.7	195.7
Pioneer	P1615HR	221.6	181.4	152.5	185.2
Pioneer	P1745HR	233.1	194.0	181.8	203.0
Pioneer	P2023HR	225.2	189.1	174.2	196.2
REV	REV 25R19™	217.6	194.1	164.2	192.0
REV	REV 25HR39™	212.8	162.7	160.9	178.8
REV	REV 25HR49™	216.6	165.8	154.5	179.0
REV	REV 26HR50™	221.0	188.5	165.9	191.8
REV	REV 28HR20™	222.2	183.5	175.8	193.8
REV	REV 28HR30™	224.8	201.7	175.9	200.8
REV	REV 28R10™	222.9	191.6	163.3	192.6
Overall Mean		216.1	180.6	169.9	188.9

Table 7. Three-year corn hybrid yield summary for irrigated locations.

Brand	Hybrid Number	Stoneville	Glendora	Overall average
		<i>bu/A</i>	<i>bu/A</i>	<i>bu/A</i>
Croplan Genetics	CPL 6818VT3	217.5	179.5	198.5
AgriGold	A6489VT3	219.5	175.7	197.6
AgriGold	A6632VT3Pro	217.9	176.4	197.1
B-H Genetics	BH 8895VTTP	224.6	175.4	200.0
AgriGold	A6533VT3	228.9	162.2	195.5
B-H Genetics	BH 8928VTTP	214.5	192.5	203.5
Armor	Armor 1161PRO	213.4	172.7	193.1
Dyna-Gro	V5683VT3	217.3	188.5	202.9
Pioneer	P2023HR	239.0	178.8	208.9
REV	REV 26HR50™	238.4	175.0	206.7
REV	REV 28HR20™	228.5	176.8	202.6
REV	REV 25HR49™	215.5	150.3	182.9
REV	REV 25HR39™	226.5	159.7	193.1
Overall Mean		223.2	174.1	198.6

CLIFTON FARMS, HERNANDO

Crop Summary

The corn plots were planted no-till into the previous year's soybean stubble. Soil moisture was adequate, and the plots emerged quickly to a uniform stand. The growing season was hot and dry, but the occasional showers throughout the summer allowed for decent yields. Harvest was completed in a timely manner with no problems.

Soil type	Collins Silt Loam
Soil pH	5.7
Soil fertility	P=H, K=H
Fertilizer added	Preplant — N @ 25 lb/A, P ₂ O ₅ @ 50 lb/A and K ₂ O @ 75 lb/A Sidedress — N @ 150 lb/A (32% UAN) on May 5
Herbicide application	Preemergence — Lexar @ 3 qt/A and Roundup Powermax @ 22 oz/A Layby — Callisto @ 3 oz/A and Atrazine @ 8 oz/A on May 19
Previous crop	Soybeans
Planting date	March 24
Harvest date	August 22

Rainfall Summary

	Inches
March	0.58
April	14.72
May	2.31
June	3.95
July	0.80
August	3.42
Total	25.78

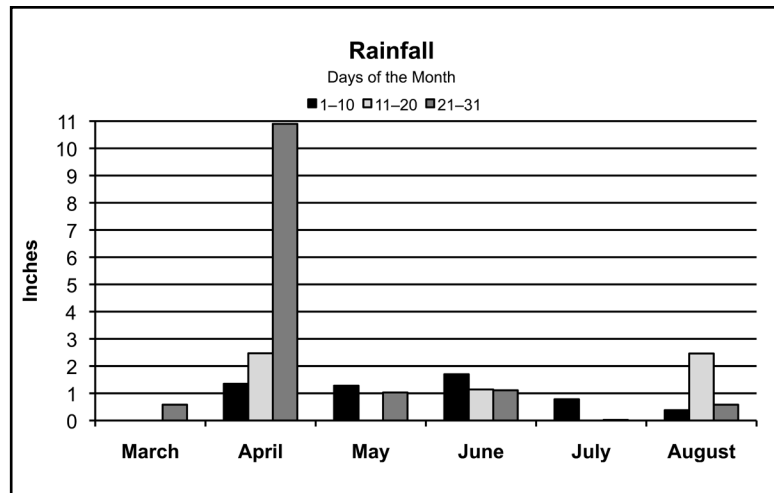


Table 8. Results from 68 corn hybrids grown without irrigation on a Collins silt loam soil near Hernando, DeSoto County, 2011.

Brand name	Hybrid number	2011 yield	2-year average	3-year average	Ear height	Moisture content	Harvested population (x1000)
Delta Grow	DG 8188	157.0	—	—	37	18.7	32
DEKALB	DKC 61-88 GENVT3P	154.8	—	—	32	19.5	29
Croplan Genetics	CPL 6725VT3/P	154.3	127.5	—	30	22.4	30
DEKALB	DKC 62-09 GENVT3P	153.8	—	—	29	19.9	30
Mycogen	2V738	153.8	—	—	32	22.9	32
Croplan Genetics	CPL 8410VT3/P	153.0	—	—	28	19.9	29
DEKALB	DKC 69-29 GENVT3P	151.8	—	—	31	20.5	29
AgriGold	A6489VT3	151.6	127.8	—	37	21.2	31
Dyna-Gro	D51VP40	145.4	—	129.9	34	19.0	35
AgriGold	A6533VT3	145.4	120.6	130.2	35	20.0	32
REV	REV 28HR20™	145.2	128.8	126.5	34	23.2	31
Mycogen	2T784	144.8	—	—	33	25.2	28
NK Brand	N77P-3111	143.9	—	—	38	23.6	27
Mycogen	2V715	143.8	—	—	36	20.5	32
Dyna-Gro	D56VP10	143.0	—	—	28	23.0	30
DEKALB	DKC 67-88 GENVT3P	141.5	—	—	45	25.0	31
DEKALB	DKC 67-57 GENVT3P	140.8	—	—	29	21.7	32
REV	REV 28HR29™	139.1	—	—	40	27.5	28
Croplan Genetics	8505VT3/P	138.2	123.0	—	32	21.6	31

Table 8 (continued). Results from 68 corn hybrids grown without irrigation on a Collins silt loam soil near Hernando, DeSoto County, 2011.

Brand name	Hybrid number	2011 yield	2-year average	3-year average	Ear height	Moisture content	Harvested population (x1000)
		<i>bu/A</i>	<i>bu/A</i>	<i>bu/A</i>	<i>in</i>	<i>%</i>	
Armor	Armor 1161PRO	138.0	131.8	129.2	26	19.3	31
AgriGold	A6839VT3Pro	137.5	121.8	—	38	23.3	29
Mycogen	2A787	137.1	—	—	27	25.1	31
Armor	Armor 1262 PRO	136.8	—	—	28	21.4	32
AgriGold	A6573VT3	136.3	—	—	30	20.2	30
AgriGold	A6553VT3	135.6	110.2	—	25	22.4	32
Armor	Armor 1539PRO	135.3	—	—	33	24.7	27
Dyna-Gro	V5683VT3	135.0	122.3	104.9	35	21.7	35
REV	REV 25HR39™	133.6	122.7	130.9	28	21.6	27
DEKALB	DKC66-96 GENVT3P	133.0	121.9	—	22	18.4	31
AgriGold	A6679VT3Pro	131.7	—	—	37	24.4	30
AgriGold	A6632VT3Pro	130.2	113.4	106.8	24	23.2	31
DEKALB	DKC64-69 GENVT3P	129.3	115.8	—	28	22.3	29
Delta Grow	DG 8488	128.3	—	—	37	20.4	35
REV	REV 28R10™	126.9	121.1	—	27	25.6	30
Dyna-Gro	D56VP24	126.8	110.6	—	38	24.0	31
Golden Acres	26V21	126.6	112.8	—	35	23.7	32
NK Brand	N72F3000GT	125.0	—	—	35	21.1	27
Croplan Genetics	CPL 6926VT3/P	124.5	—	—	22	21.1	28
REV	REV 25R19™	123.5	118.9	—	33	22.2	28
REV	REV 27HR52™	122.5	—	—	32	25.0	28
Pioneer	P1404HR	122.1	—	—	32	21.7	28
Delta Grow	DG 3788	121.9	123.7	—	38	21.8	33
Armor	Armor 1415PRO	121.7	—	—	24	22.9	24
DEKALB	DKC 63-87 GENVT3P	121.5	—	—	31	19.4	31
Golden Acres	27V01	120.4	—	—	32	23.1	29
Pioneer	P2088HR	119.5	—	—	29	24.7	28
REV	REV 25HR49™	119.3	102.4	117.1	26	23.6	29
DEKALB	DKC 61-06 GENSS	119.1	—	—	24	20.2	29
Armor	Armor 1655 PRO	118.6	117.6	112.3	36	20.9	31
Dyna-Gro	DG57V59	118.2	105.1	—	28	20.6	31
REV	REV 26HR82™	118.1	—	—	33	23.8	28
REV	REV 28HR30™	116.7	114.1	134.5	26	30.6	27
Pioneer	P1615HR	116.6	119.8	—	34	25.1	27
REV	REV 26HR70™	115.9	—	—	30	23.8	28
Dyna-Gro	DG CX11117	115.3	—	—	19	21.9	32
Dyna-Gro	D58VP30	114.6	—	—	33	22.4	34
Croplan Genetics	CPL 6818VT3	114.4	110.6	112.4	22	22.6	30
REV	REV 27HR32™	113.8	—	—	36	22.7	30
REV	REV 26HR50™	113.4	102.4	106.0	28	24.7	29
Pioneer	P1184HR	113.4	108.4	—	21	20.3	29
Delta Grow	DG 2888	111.8	122.3	—	28	20.3	30
Delta Grow	DG 2988	109.9	—	—	30	20.8	30
Croplan Genetics	CPL 6291VT3	107.1	—	—	20	18.2	30
REV	REV 26R60™	106.2	—	—	26	23.0	30
Dyna-Gro	D55VC21	103.5	—	—	25	22.6	35
REV	REV 26HR22™	101.9	—	—	34	22.7	29
Dyna-Gro	D56VP69	95.6	—	—	33	24.7	33
DEKALB	DKC61-35 GENVT3P	92.9	93.2	—	26	17.8	32
Mean		128.4					
LSD (.10)		20.1					
Error df		201.0					
CV (%)		13.4					
R ² (%)		54.7					

MAFES BLACK BELT BRANCH, BROOKSVILLE

Crop Summary

The corn plots were planted into a freshly prepared seedbed. Moisture was adequate at planting for optimum germination. All plots emerged to a good stand; however, significant sugarcane beetle damage was observed in the majority of plots. This in combination with the lack of rainfall throughout the season drastically reduced the crop's yield potential. Below-average yields were observed.

Soil type Brooksville Silty Clay
 Soil pH 6.7
 Soil fertility P=M, K=M
 Fertilizer added Sidedress — N @ 50 lb/A (32% UAN) on April 18 and N @ 150 lb/A (32% UAN) on April 30
 Herbicide application ... Preemergence — Lexar @ 3 qt/A and Roundup Powermax @ 22 oz/A on March 25
 Layby — Callisto @ 3 oz/A and Atrazine @ 8 oz/A
 Previous crop Soybeans
 Planting date March 25
 Harvest date August 18

Rainfall Summary

	Inches
March	0.37
April	0.61
May	0.02
June	1.79
July	3.70
August	1.18
Total	7.67

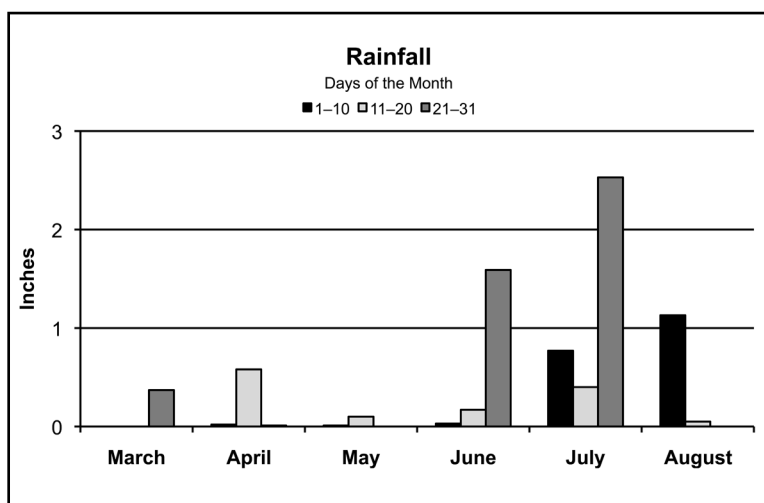


Table 9. Results from 68 corn hybrids grown without irrigation on a Brooksville silty clay soil at the MAFES Black Belt Branch, Brooksville, 2011.

Brand name	Hybrid number	2011 yield	2-year average	3-year average	Ear height	Stalk lodging	Moisture content	Harvested population (x1000)
DEKALB	DKC64-69 (GENVT3P)	86.5	113.3	—	40	20.2	17.1	30
AgriGold	A6632VT3Pro	78.4	105.4	115.8	21	6.7	16.0	30
DEKALB	DKC 63-87 GENVT3P	75.6	—	—	40	11.0	16.3	27
DEKALB	DKC66-96 (GENVT3P)	74.8	108.6	—	28	6.7	16.2	30
REV	REV 25HR39™	71.0	100.0	99.3	28	7.4	16.8	27
REV	REV 25R19™	69.3	92.5	—	38	18.4	16.8	27
DEKALB	DKC 62-09 GENVT3P	68.5	—	—	26	12.9	16.7	31
DEKALB	DKC61-35 (GENVT3P)	67.7	101.5	—	27	47.7	18.9	29
DEKALB	DKC 67-88 GENVT3P	67.6	—	—	39	3.5	16.2	28
Golden Acres	26V21	66.2	98.6	—	30	9.4	16.6	32
Delta Grow	DG 3788	65.3	82.4	—	33	—	18.0	32
Armor	Armor 1415PRO	65.3	—	—	22	11.6	17.5	26
Croplan Genetics	CPL 6818VT3	64.5	98.9	112.7	24	7.1	16.9	28
REV	REV 26HR70™	64.4	—	—	40	—	15.8	27
Delta Grow	DG 2888	62.8	84.7	—	32	21.9	18.1	32

Table 9 (continued). Results from 68 corn hybrids grown without irrigation on a Brooksville silty clay soil at the MAFES Black Belt Branch, Brooksville, 2011.

Brand name	Hybrid number	2011 yield	2-year average	3-year average	Ear height	Stalk lodging	Moisture content	Harvested population (x1000)
		<i>bu/A</i>	<i>bu/A</i>	<i>bu/A</i>	<i>in</i>	%	%	
Dyna-Gro	D58VP30	61.1	—	—	35	—	16.9	32
Croplan Genetics	CPL 8410VT3/P	60.6	—	—	24	7.4	17.1	27
AgriGold	A6839VT3Pro	60.6	97.1	64.7	24	21.4	18.6	28
Pioneer	P1404HR	59.7	—	—	35	11.7	16.7	26
Armor	Armor 1655 PRO	59.7	92.8	110.5	36	—	16.8	30
Dyna-Gro	DG57V59	59.2	94.4	—	26	—	16.0	31
Croplan Genetics	CPL 6291VT3	58.9	—	—	25	14.2	15.2	28
DEKALB	DKC 61-88 GENVT3P	58.6	—	—	28	64.2	15.7	28
NK Brand	N72F3000GT	58.5	—	—	35	15.3	16.2	26
Armor	Armor 1161PRO	57.8	99.9	109.3	24	13.8	14.3	29
Dyna-Gro	D51VP40	57.6	—	—	33	6.6	17.3	30
Dyna-Gro	D55VC21	57.0	—	—	26	—	18.3	32
Dyna-Gro	D56VP10	56.0	—	—	26	14.4	17.2	28
Pioneer	P1615HR	55.9	83.2	—	34	38.9	17.7	26
Dyna-Gro	V5683VT3	55.8	96.8	105.3	30	15.8	16.7	32
REV	REV 26HR82™	55.4	—	—	24	18.0	17.2	28
NK Brand	N77P-3111	55.3	—	—	26	—	16.3	25
AgriGold	A6489VT3	54.4	92.6	107.6	26	9.9	16.7	30
REV	REV 28HR20™	54.2	86.6	91.7	34	10.5	16.8	28
REV	REV 26HR22™	54.0	—	—	34	14.6	16.6	27
Dyna-Gro	D56VP24	54.0	92.3	—	27	16.5	17.2	30
REV	REV 28R10™	53.1	101.6	—	32	3.3	16.3	30
REV	REV 28HR30™	53.0	74.6	103.4	36	3.6	19.5	28
Dyna-Gro	D56VP69	53.0	—	—	26	3.2	16.5	32
AgriGold	A6533VT3	52.8	99.2	109.0	22	14.1	16.0	28
REV	REV 26R60™	52.8	—	—	32	20.6	16.2	29
REV	REV 28HR29™	51.2	—	—	25	6.9	17.9	29
GOLDEN ACRES	27V01	49.8	—	—	30	13.9	15.9	29
Delta Grow	DG 8488	49.5	—	—	22	19.6	16.7	31
Dyna-Gro	DG CX11117	49.2	—	—	29	32.3	16.0	31
REV	REV 25HR49™	48.6	90.5	94.0	32	6.9	17.5	29
Delta Grow	DG 8188	46.0	—	—	27	31.0	18.6	32
REV	REV 27HR32™	46.0	—	—	31	14.0	16.2	29
Pioneer	P1184HR	45.9	84.0	—	35	19.5	16.2	26
AgriGold	A6573VT3	45.7	—	—	22	13.4	16.0	30
DEKALB	DKC 67-57 GENVT3P	44.9	—	—	27	—	15.9	30
AgriGold	A6679VT3Pro	44.8	—	—	23	6.6	17.7	30
Armor	Armor 1262 DPRO	44.2	—	—	26	26.6	16.1	30
Mycogen	2T784	44.1	—	—	30	28.7	17.3	28
Croplan Genetics	CPL 6926VT3/P	42.5	—	—	26	14.7	16.2	27
Mycogen	2V715	41.5	—	—	36	12.9	16.2	31
Delta Grow	DG 2988	40.3	—	—	31	31.8	16.6	28
REV	REV 26HR50™	39.4	79.5	87.7	25	—	16.4	27
DEKALB	DKC 69-29 GENVT3P	39.0	—	—	26	—	16.1	29
Pioneer	P2088HR	38.7	—	—	30	15.5	17.1	26
Armor	Armor 1539PRO	35.9	—	—	27	7.1	17.1	28
REV	REV 27HR52™	35.7	—	—	22	—	13.6	29
Mycogen	2A787	35.6	—	—	28	13.6	16.7	29
Croplan Genetics	8505VT3/P	31.8	87.2	—	30	7.0	17.2	29
DEKALB	DKC 61-06 GENSS	30.6	—	—	27	7.0	16.3	29
AgriGold	A6553VT3	29.5	77.0	—	22	13.4	16.6	30
Croplan Genetics	CPL 6725VT3/P	26.4	79.8	—	25	88.4	15.3	27
Mycogen	2V738	25.8	—	—	29	10.5	17.5	28
Mean		53.2						
LSD (.10)		10.5						
Error df		201.0						
CV (%)		16.7						
R ² (%)		74.0						

CHRIS AUSBORN FARM, ABERDEEN

Crop Summary

Corn plots were planted in a timely fashion into adequate soil moisture. Ideal growing conditions gave corn an opportunity to reach a good stand. Timely rainfall during June and July allowed for good yields.

Soil type	Houston clay
Soil pH	7.2
Soil fertility	P=M, K=M
Fertilizer added	Preplant — 5-20-20 @ 300 lb/A Sidedress — N @ 200 lb/A (32% UAN) on May 2
Herbicide application	Preemergence — Lexar @ 2 qt/A Postemergence — Atrazine @ 1 qt/A and Accent @ 0.5 oz/A
Previous crop	Soybeans
Planting date	March 25
Harvest date	August 23

Rainfall Summary

	Inches
March	0.48
April	1.60
May	3.00
June	3.45
July	7.00
August	1.80
Total	17.33

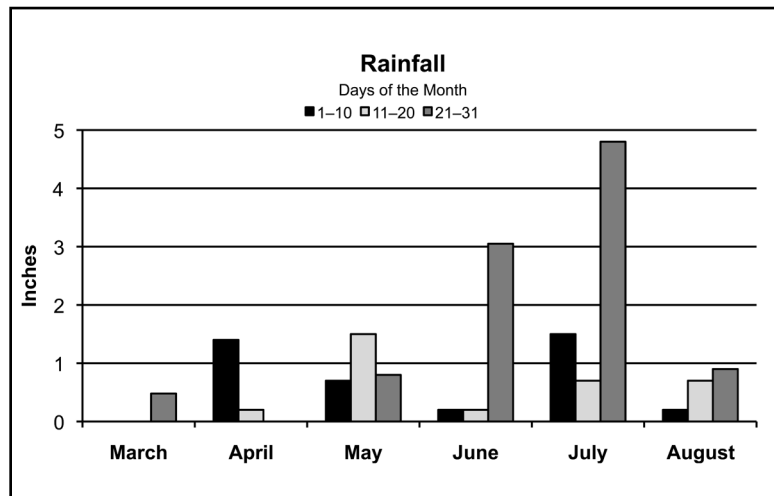


Table 10. Results from 68 corn hybrids grown without irrigation on a Houston clay soil near Aberdeen, Monroe County, 2011.

Brand name	Hybrid number	2011 yield	2-year average	3-year average	Ear height	Moisture content	Harvested population (x1000)
Armor	Armor 1161PRO	130.8	135.1	137.8	28	16.5	32
Dyna-Gro	DG57V59	142.4	143.8	—	26	16.1	34
REV	REV 26R60™	143.0	—	—	30	18.2	29
DEKALB	DKC 61-06 GENSS	144.5	—	—	32	16.5	30
DEKALB	DKC 63-87 GENVT3P	147.4	—	—	34	16.2	32
Dyna-Gro	D58VP30	147.7	—	—	40	17.8	35
Pioneer	P1184HR	147.8	147.3	—	33	16.3	29
REV	REV 25HR39™	148.1	140.0	143.3	35	16.4	28
Delta Grow	DG 2888	148.1	143.9	—	35	17.5	31
Armor	Armor 1415PRO	148.8	—	—	24	17.7	28
REV	REV 26HR22™	150.5	—	—	35	17.2	30
Croplan Genetics	CPL 6291VT3	150.7	—	—	26	15.8	31
DEKALB	DKC66-96 (GENVT3P)	151.1	160.7	—	27	16.1	32
Mycogen	2V738	151.3	—	—	37	16.5	33
Armor	Armor 1655 PRO	151.7	157.1	154.5	32	17.7	30
Dyna-Gro	D51VP40	152.2	—	—	31	16.2	35
AgriGold	A6839VT3Pro	152.9	155.8	103.9	32	17.4	30
REV	REV 26HR82™	153.0	—	—	31	18.5	28
NK Brand	N77P-3111	153.4	—	—	34	20.7	27
REV	REV 27HR52™	153.6	—	—	30	17.7	28
Croplan Genetics	CPL 6725VT3/P	154.8	153.5	—	32	16.8	30

Table 10 (continued). Results from 68 corn hybrids grown without irrigation on a Houston clay soil near Aberdeen, Monroe County, 2011.

Brand name	Hybrid number	2011 yield	2-year average	3-year average	Ear height	Moisture content	Harvested population (x1000)
		<i>bu/A</i>	<i>bu/A</i>	<i>bu/A</i>	<i>in</i>	<i>%</i>	
Delta Grow	DG 3788	155.3	150.8	—	41	21.8	33
DEKALB	DKC61-35 (GENVT3P)	155.4	155.9	—	26	15.5	32
REV	REV 25R19™	156.0	161.5	—	34	16.5	29
AgriGold	A6553VT3	156.0	145.7	—	29	17.8	31
REV	REV 25HR49™	156.1	151.1	150.3	30	17.0	31
AgriGold	A6632VT3Pro	157.3	153.5	150.3	22	17.7	31
Croplan Genetics	CPL 8410VT3/P	157.4	—	—	24	16.7	26
Delta Grow	DG 8488	157.5	—	—	31	17.7	33
REV	REV 26HR70™	158.0	—	—	32	16.5	30
GOLDEN ACRES	27V01	158.1	—	—	34	17.8	30
AgriGold	A6679VT3Pro	158.3	—	—	27	19.6	31
Pioneer	P1404HR	158.3	—	—	43	16.9	28
Delta Grow	DG 2988	158.4	—	—	32	18.6	32
Mycogen	2A787	158.8	—	—	33	17.7	32
Dyna-Gro	D56VP24	158.9	162.7	—	28	17.5	33
DEKALB	DKC 61-88 GENVT3P	158.9	—	—	33	15.7	30
Armor	Armor 1539PRO	159.1	—	—	32	19.6	30
Golden Acres	26V21	159.8	154.9	—	32	17.9	34
Dyna-Gro	D55VC21	159.8	—	—	26	16.1	34
Croplan Genetics	8505VT3/P	160.0	161.5	—	42	17.5	30
Delta Grow	DG 8188	160.4	—	—	37	17.0	33
REV	REV 27HR32™	160.5	—	—	35	17.4	29
NK Brand	N72F3000GT	161.0	—	—	40	16.5	29
Dyna-Gro	D56VP10	162.0	—	—	32	16.9	34
AgriGold	A6533VT3	163.2	160.5	156.7	30	16.3	32
REV	REV 28HR29™	163.2	—	—	33	21.3	30
DEKALB	DKC 67-57 GENVT3P	164.5	—	—	32	19.5	31
Croplan Genetics	CPL 6818VT3	164.6	155.1	157.3	33	18.2	31
REV	REV 28HR30™	166.5	155.9	156.6	40	23.3	29
Mycogen	2T784	166.6	—	—	41	20.4	29
Croplan Genetics	CPL 6926VT3/P	167.5	—	—	30	16.8	30
DEKALB	DKC 69-29 GENVT3P	167.9	—	—	33	18.5	31
REV	REV 26HR50™	167.9	161.4	157.3	36	18.4	31
AgriGold	A6573VT3	167.9	—	—	28	17.4	30
DEKALB	DKC 62-09 GENVT3P	168.6	—	—	33	15.9	31
Dyna-Gro	D56VP69	169.2	—	—	35	19.8	34
Pioneer	P1615HR	169.2	160.4	—	41	17.9	28
Armor	Armor 1262 DPRO	170.0	—	—	34	17.0	31
AgriGold	A6489VT3	170.6	167.4	165.6	32	17.3	32
REV	REV 28R10™	172.8	167.0	—	35	17.7	31
DEKALB	DKC64-69 (GENVT3P)	175.4	165.7	—	32	17.7	30
Dyna-Gro	V5683VT3	175.8	170.8	176.6	45	17.0	33
Dyna-Gro	DG CX11117	176.2	—	—	31	18.3	34
Pioneer	P2088HR	176.4	—	—	32	17.9	29
Mycogen	2V715	177.0	—	—	38	15.9	32
DEKALB	DKC 67-88 GENVT3P	183.2	—	—	45	18.9	30
REV	REV 28HR20™	189.6	173.8	173.3	38	18.9	30
Mean		159.7					
LSD (.10)		15.2					
Error df		201.0					
CV (%)		8.1					
R ² (%)		46.2					

MAFES BROWN LOAM BRANCH, RAYMOND

Crop Summary

The corn plots were planted slightly past the target planting date due to wet weather that occurred during March. Plots were planted into excellent soil moisture and quickly emerged to a near perfect stand. The plots showed good potential at the time of sidedress; however, the lack of rainfall throughout the remainder of the growing season drastically hurt the crop's yield potential. Well-below-average yields were observed.

Soil type	Loring Silt Loam
Soil pH	7.0
Soil fertility	P=H, K=M
Fertilizer added	Preplant — 18-46-0 @ 500 lb/A and 0-0-60 @ 500 lb/A Sidedress — N @ 210 lb/A (33-0-0, Ammonium Nitrate) on May 18
Herbicide application	Preemergence — Lexar @ 3 qt/A on April 7 Layby — Callisto @ 3 oz/A and Atrazine @ 8 oz/A on May 18
Previous crop	Wheat and Oats
Planting date	April 7
Harvest date	August 26

Rainfall Summary

	Inches
April	3.86
May	1.22
June	1.73
July	5.68
August	1.81
Total	14.30

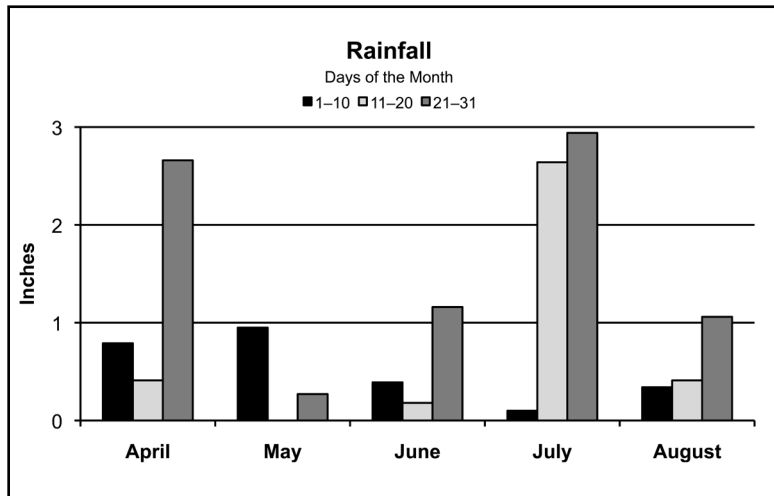


Table 11. Results from 68 corn hybrids grown without irrigation on a Loring silt loam soil at the MAFES Brown Loam Branch, Raymond, 2011.

Brand name	Hybrid number	2011 yield	2-year average	3-year average ¹	Ear height	Moisture content	Harvested population (x1000)
DEKALB	DKC 69-29 GENVT3P	108.7	—	—	28	15.9	29
Mycogen	2A787	100.5	—	—	35	15.7	32
DEKALB	DKC61-35 GENVT3P	98.0	120.2	—	28	15.6	32
Croplan Genetics	CPL 8410VT3/P	95.4	—	—	32	15.8	26
Croplan Genetics	CPL 6926VT3/P	93.5	—	—	30	15.8	29
Mycogen	2V715	92.6	—	—	40	15.4	31
DEKALB	DKC 67-57 GENVT3P	92.3	—	—	24	15.9	30
DEKALB	DKC64-69 GENVT3P	89.9	112.8	—	28	15.7	30
DEKALB	DKC 62-09 GENVT3P	89.3	—	—	29	15.6	30
Delta Grow	DG 8488	88.0	—	—	32	16.2	34
Delta Grow	DG 2988	86.7	—	—	31	15.8	32
Croplan Genetics	CPL 6291VT3	85.9	—	—	32	15.5	30
DEKALB	DKC66-96 GENVT3P	83.4	106.0	—	28	15.6	32
Dyna-Gro	DG57V59	82.8	103.0	—	25	15.2	32
DEKALB	DKC 61-88 GENVT3P	80.9	—	—	31	15.5	28
Mycogen	2V738	80.8	—	—	42	15.5	30
Pioneer	P1184HR	79.4	100.1	—	38	15.5	27

¹No 3-year averages.

Table 11 (continued). Results from 68 corn hybrids grown without irrigation on a Loring silt loam soil at the MAFES Brown Loam Branch, Raymond, 2011.

Brand name	Hybrid number	2011 yield	2-year average	3-year average	Ear height	Moisture content	Harvested population (x1000)
		<i>bu/A</i>	<i>bu/A</i>	<i>bu/A</i>	<i>in</i>	<i>%</i>	
Croplan Genetics	8505VT3/P	78.3	97.2	—	37	15.8	31
DEKALB	DKC 61-06 GENSS	78.2	—	—	26	15.4	30
Croplan Genetics	CPL 6725VT3/P	78.0	78.9	—	35	15.5	29
AgriGold	A6489VT3	77.1	100.6	—	30	15.4	32
Armor	Armor 1539PRO	77.0	—	—	34	15.7	30
Mycogen	2T784	76.8	—	—	38	15.5	29
Delta Grow	DG 8188	76.7	—	—	38	15.4	32
DEKALB	DKC 63-87 GENVT3P	75.7	—	—	27	15.4	32
Armor	Armor 1415PRO	75.2	—	—	32	15.4	29
AgriGold	A6573VT3	75.2	—	—	22	15.5	31
Dyna-Gro	D55VC21	74.8	—	—	22	15.6	34
Dyna-Gro	V5683VT3	74.2	98.7	—	32	16.2	33
NK Brand	N72F3000GT	73.0	—	—	38	15.5	29
Dyna-Gro	D56VP10	72.6	—	—	26	15.9	34
AgriGold	A6533VT3	72.0	84.3	—	30	15.4	30
DEKALB	DKC 67-88 GENVT3P	70.0	—	—	33	16.0	31
Dyna-Gro	D56VP69	69.9	—	—	26	15.8	33
Dyna-Gro	DG CX11117	68.7	—	—	30	15.8	33
Pioneer	P1615HR	63.8	83.4	—	39	16.1	27
AgriGold	A6632VT3Pro	62.5	94.0	—	27	15.6	31
NK Brand	N77P-3111	62.2	—	—	38	15.8	28
AgriGold	A6839VT3Pro	61.8	—	—	32	15.9	30
AgriGold	A6553VT3	61.7	88.4	—	24	15.6	30
Armor	Armor 1262 PRO	60.0	—	—	20	15.4	30
Golden Acres	26V21	59.8	102.4	—	32	15.5	33
Delta Grow	DG 3788	59.0	71.1	—	34	16.1	32
Pioneer	P1404HR	58.9	—	—	40	15.7	27
Delta Grow	DG 2888	57.6	77.9	—	30	15.9	32
Armor	Armor 1161PRO	57.5	77.3	—	27	15.4	32
Armor	Armor 1655 PRO	56.4	—	—	32	15.9	31
Dyna-Gro	D51VP40	55.3	—	—	24	15.2	35
REV	REV 26HR50TM	55.3	87.0	—	30	16.0	30
Pioneer	P2088HR	54.3	—	—	34	15.8	26
AgriGold	A6679VT3Pro	54.0	—	—	26	16.1	31
Dyna-Gro	D56VP24	54.0	80.0	—	26	15.6	34
Dyna-Gro	D58VP30	54.0	—	—	29	15.9	32
REV	REV 26R60™	53.1	—	—	32	15.6	30
Golden Acres	27V01	51.3	—	—	30	15.6	28
REV	REV 25HR49™	49.3	87.6	—	30	15.9	31
REV	REV 28HR20™	49.3	96.5	—	42	16.1	31
REV	REV 25HR39™	48.1	68.3	—	40	15.5	28
Croplan Genetics	CPL 6818VT3	47.5	84.8	—	39	15.7	29
REV	REV 27HR32™	45.0	—	—	38	15.8	29
REV	REV 27HR52™	42.0	—	—	31	15.6	28
REV	REV 28HR30™	41.3	81.7	—	36	16.3	27
REV	REV 25R19™	40.1	75.9	—	33	15.6	28
REV	REV 28HR29™	39.9	—	—	36	15.3	31
REV	REV 28R10™	39.8	89.5	—	36	16.1	29
REV	REV 26HR82™	39.6	—	—	32	15.9	27
REV	REV 26HR70™	37.3	—	—	36	15.8	28
REV	REV 26HR22™	29.5	—	—	44	15.6	30
Mean		67.2					
LSD (.10)		11.7					
Error df		201.0					
CV (%)		14.9					
R ² (%)		81.4					

¹No 3-year averages.

ADRON FARMS, GLENDORA

Crop Summary

The corn plots were planted in early April into beds with adequate soil moisture. The plots quickly emerged to a good stand. Hot and very dry weather during the growing season was observed, but timely furrow irrigations still allowed for respectable yields. Some lodging was observed in several of the plots.

Soil type	Dundee Silt Loam
Soil pH	6.3
Soil fertility	P=H, K=M
Fertilizer added	N @ 230 lb/A
Herbicide application	Preemergence — Lexar @ 3 qt/A and Roundup Powermax @ 22 oz/A on April 11 Layby — Callisto @ 3 oz/A and Atrazine @ 8 oz/A on May 19
Previous crop	Soybeans
Planting date	April 11
Harvest date	August 27
Irrigation	June 3, June 13, June 25, July 2, July 13, July 22, July 30, August 8

Rainfall Summary

	Inches
April	3.64
May	2.50
June	0.02
July	2.40
August	3.30
Total	12.04

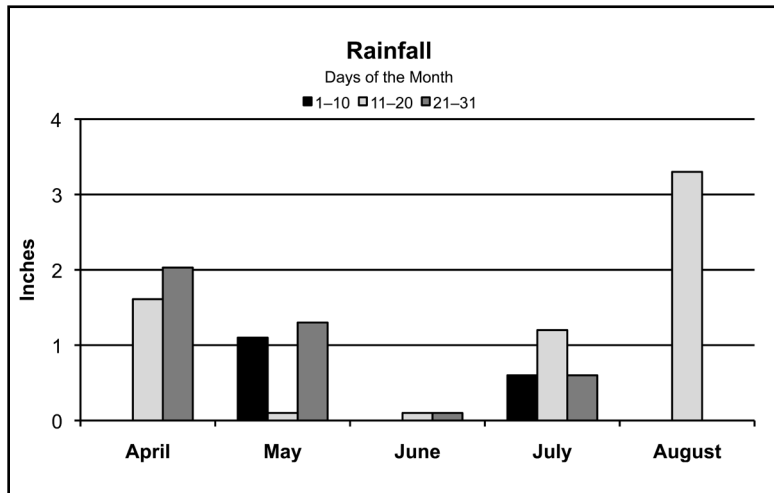


Table 12. Results from 82 corn hybrids grown with furrow irrigation on a Forestdale silt loam soil near Glendora, Tallahatchie County, 2011.

Brand name	Hybrid number	2011 yield	2-year average	3-year average	Ear height	Stalk lodging	Moisture content	Harvested population (x1000)
		<i>bu/A</i>	<i>bu/A</i>	<i>bu/A</i>	<i>in</i>	<i>%</i>	<i>%</i>	
GOLDEN ACRES	27V01	192.6	—	—	50	—	16.0	30
NK Brand	N78N-3111	190.3	—	—	52	—	17.2	30
DEKALB	DKC66-96 (GENVT3P)	190.1	—	—	36	—	15.8	33
AgriGold	A6679VT3Pro	189.2	—	—	49	—	16.5	31
Pioneer	P2088HR	187.8	—	—	54	—	16.1	31
DEKALB	DKC 69-29 GENVT3P	187.0	—	—	43	—	15.9	33
Delta Grow	DG 2988	187.0	—	—	43	3.3	16.0	31
REV	REV 27HR52™	185.8	—	—	51	—	16.1	30
Dyna-Gro	D56VP24	181.8	—	—	42	—	15.9	35
REV	REV 25R19™	181.7	—	—	57	—	15.7	29
NK Brand	N72F3000GT	181.2	—	—	52	—	15.5	31
Pioneer	P1745HR	180.8	—	—	58	—	16.0	31
Dyna-Gro	D55VC21	180.3	—	—	47	—	15.8	35
Dyna-Gro	CX11114	179.9	—	—	43	—	16.3	33
DEKALB	DKC61-35 (GENVT3P)	179.5	—	—	36	—	15.5	34
DEKALB	DKC 61-88 GENVT3P	178.0	—	—	44	—	15.4	34
DEKALB	DKC 67-57 GENVT3P	177.3	—	—	41	—	16.3	34
REV	REV 28R10™	176.7	—	—	55	6.5	16.3	31

Table 12 (continued). Results from 82 corn hybrids grown with furrow irrigation on a Forestdale silt loam soil near Glendora, Tallahatchie County, 2011.

Brand name	Hybrid number	2011 yield	2-year average	3-year average	Ear height	Stalk lodging	Moisture content	Harvested population (x1000)
		<i>bu/A</i>	<i>bu/A</i>	<i>bu/A</i>	<i>in</i>	<i>%</i>	<i>%</i>	
REV	REV 28HR20™	176.5	—	—	60	—	16.4	31
Dyna-Gro	V5683VT3	175.7	197.0	—	50	—	15.9	35
DEKALB	DKC 62-09 GENVT3P	175.7	—	—	46	—	15.4	32
DEKALB	DKC 67-88 GENVT3P	175.1	—	—	53	6.3	16.5	32
Dyna-Gro	DG57V59	173.8	—	—	40	—	15.6	34
Croplan Genetics	CPL 8410VT3/P	173.8	—	—	42	—	15.9	32
Armor	Armor 1262 DPRO	173.5	—	—	50	—	16.0	31
Dyna-Gro	DG CX11117	172.2	—	—	50	—	16.1	34
Croplan Genetics	CPL 6926VT3/P	171.7	—	—	44	—	15.8	32
REV	REV 25HR39™	171.4	—	—	60	—	15.8	27
AgriGold	A6573VT3	171.4	—	—	44	—	15.6	31
REV	REV 26HR50™	171.3	—	—	46	—	16.6	29
Pioneer	P2023HR	171.1	187.8	177.9	46	—	15.9	32
REV	REV 26R60™	170.5	—	—	48	—	16.1	31
REV	REV 26HR82™	170.2	—	—	53	—	16.2	30
REV	REV 26HR22™	169.9	—	—	58	—	15.9	30
Mycogen	2V715	169.8	—	—	54	—	15.3	31
AgriGold	A6533VT3	169.7	157.2	162.2	49	—	15.4	32
REV	REV 28HR29™	169.5	192.5	—	59	—	17.3	30
AgriGold	A6632VT3Pro	169.4	173.9	176.4	39	—	15.9	32
Dyna-Gro	D51VP40	169.3	—	—	40	—	15.7	33
Mycogen	2V738	169.2	—	—	51	6.3	15.3	32
B-H Genetics	BH XP8492SS	169.0	—	—	43	—	15.4	31
M-Pride	MP 3193	168.8	—	—	49	—	15.9	30
DEKALB	DKC 63-87 GENVT3P	168.4	—	—	49	—	15.4	33
Pioneer	P1615HR	167.5	176.5	—	57	—	16.1	32
NK Brand	N78S-3111	167.2	—	—	51	—	16.5	28
REV	REV 27HR32™	167.0	—	—	50	—	16.0	31
B-H Genetics	BH 8895VTTP	165.7	180.5	175.4	48	—	15.6	31
AgriGold	A6839VT3Pro	164.5	174.3	—	50	—	15.7	32
NK Brand	N77P-3111	162.7	—	—	52	—	16.2	29
Mycogen	2T784	162.2	—	—	54	—	16.5	30
Croplan Genetics	CPL 6725VT3/P	161.4	169.6	—	51	2.9	15.6	34
Croplan Genetics	CPL 6818VT3	160.8	186.0	179.5	50	—	16.1	33
AgriGold	A6489VT3	160.4	186.4	175.7	51	—	15.4	33
Pioneer	P1184HR	159.7	184.1	—	52	—	15.2	31
Armor	Armor 1161PRO	159.6	179.8	172.7	50	—	15.4	32
REV	REV 26HR70™	158.8	—	—	49	—	16.1	30
AgriGold	A6553VT3	156.6	170.0	—	43	—	15.9	32
REV	REV 28HR30™	156.5	186.4	183.9	60	13.4	17.6	30
Croplan Genetics	8505VT3/P	155.7	171.1	—	53	—	15.7	34
Armor	Armor 1539PRO	155.7	167.3	—	51	—	16.5	31
Golden Acres	GA28V81	155.7	—	—	50	—	15.6	30
DEKALB	DKC64-69 (GENVT3P)	155.2	185.7	—	41	—	15.9	33
M-Pride	MP 3152	155.1	—	—	54	—	15.6	33
B-H Genetics	XP 8570VTTP	153.3	—	—	47	6.4	15.8	31
Pioneer	P1404HR	153.2	—	—	60	25.0	15.6	32
Mycogen	2A787	152.6	—	—	42	—	15.9	31
Armor	Armor 1415PRO	151.7	178.9	—	57	10.0	15.7	30
Armor	Armor 1655 PRO	146.7	153.3	154.7	54	—	15.7	31
REV	REV 25HR49™	145.7	165.3	149.9	56	83.6	15.7	30
Delta Grow	DG 2888	145.6	161.8	—	49	—	15.6	33
M-Pride	MP 3150	145.3	—	—	53	—	15.9	34
Delta Grow	DG 3788	145.1	—	—	57	86.9	16.1	32
B-H Genetics	BH 8928VTTP	144.6	210.1	192.5	52	—	15.9	32
Dyna-Gro	D55Q80	143.5	—	—	54	—	16.0	35
B-H Genetics	BH 8931GTLLCB	143.1	—	—	46	12.9	15.8	31
B-H Genetics	BH 8655GT3	142.5	—	—	51	42.2	15.7	31
DEKALB	DKC 61-06 GENSS	141.9	—	—	38	—	15.4	32
Delta Grow	DG 8188	140.0	—	—	51	15.4	15.4	32
Delta Grow	DG 8488	138.3	—	—	48	12.0	15.8	33
Dyna-Gro	D57GT60	127.8	—	—	49	—	15.5	31
Dyna-Gro	D58VP30	121.8	—	—	54	—	15.7	35
Dyna-Gro	D56VP69	116.5	—	—	58	20.5	15.6	34
Mean		164.6						
LSD (.10)		22.0						
Error df		243.0						
CV (%)		11.5						
R ² (%)		52.4						

Table 13 (continued). Results from 82 corn hybrids grown with furrow irrigation on a Sharkey clay soil at MAFES Delta Branch, Stoneville, 2011.

Brand name	Hybrid number	2011 yield	2-year average	3-year average	Ear height	Moisture content	Harvested population (x1000)
		bu/A	bu/A	bu/A	in	%	
Croplan Genetics	CPL 8410VT3/P	209.2	—	—	24	16.7	28
NK Brand	N72F3000GT	207.1	—	—	39	16.3	30
AgriGold	A6573VT3	206.2	—	—	34	16.1	27
Dyna-Gro	DG57V59	206.1	—	—	30	16.0	33
Mycogen	2V715	206.1	—	—	44	15.8	28
M-Pride	MP 3152	206.1	—	—	38	16.8	32
REV	REV 28HR30™	205.9	169.5	—	46	19.9	29
Croplan Genetics	CPL 6926VT3/P	205.8	—	—	28	16.7	33
DEKALB	DKC 63-87 GENVT3P	205.8	—	—	33	16.2	30
AgriGold	A6553VT3	205.6	176.4	—	28	16.5	32
DEKALB	DKC 61-06 GENSS	204.6	—	—	28	16.0	33
Pioneer	P1404HR	204.3	—	—	44	16.4	28
DEKALB	DKC66-96 GENVT3P	204.1	—	—	33	16.2	33
B-H Genetics	BH 8895VTTP	203.5	163.9	—	39	16.3	29
DEKALB	DKC64-69 GENVT3P	202.9	181.6	—	32	17.6	30
Dyna-Gro	D55VC21	202.8	—	—	30	16.3	31
AgriGold	A6632VT3Pro	202.7	177.5	—	28	16.2	32
Dyna-Gro	D56VP24	202.2	—	—	35	16.4	31
Delta Grow	DG 2988	201.7	—	—	36	16.6	30
REV	REV 26HR82™	201.5	—	—	37	16.7	29
DEKALB	DKC 62-09 GENVT3P	201.4	—	—	31	16.2	32
REV	REV 26R60™	200.9	—	—	27	17.1	29
Armor	Armor 1262 PRO	200.5	—	—	31	16.5	28
Dyna-Gro	D51VP40	200.1	—	—	37	16.3	34
M-Pride	MP 3193	199.7	—	—	40	16.5	28
Croplan Genetics	8505VT3/P	199.6	171.5	—	39	16.6	32
B-H Genetics	BH 8928VTTP	199.6	178.2	—	38	16.6	31
AgriGold	A6533VT3	199.4	180.4	—	34	16.2	31
AgriGold	A6489VT3	199.3	183.7	—	34	16.4	31
Golden Acres	27V01	198.2	—	—	30	16.3	32
Dyna-Gro	D58VP30	196.2	—	—	40	17.0	32
Croplan Genetics	CPL 6818VT3	195.1	159.9	—	31	16.7	33
REV	REV 27HR32™	194.7	—	—	38	16.6	30
NK Brand	N78S-3111	194.3	—	—	30	16.5	28
REV	REV 28HR29™	194.1	144.1	—	40	18.8	30
NK Brand	N77P-3111	192.5	—	—	35	16.3	27
Armor	Armor 1415PRO	192.5	170.0	—	28	16.6	28
Delta Grow	DG 8188	192.1	—	—	40	16.3	33
NK Brand	N78N-3111	191.6	—	—	33	17.5	27
Delta Grow	DG 8488	191.0	—	—	36	17.4	28
REV	REV 25HR49™	190.7	155.6	—	38	17.2	30
Croplan Genetics	CPL 6725VT3/P	190.7	177.3	—	31	16.3	29
B-H Genetics	BH 8655GT3	190.3	—	—	42	16.8	31
DEKALB	DKC61-35 GENVT3P	190.1	—	—	29	16.0	33
Mycogen	2V738	189.9	—	—	31	16.6	29
REV	REV 25HR39™	189.2	—	—	41	16.4	28
DEKALB	DKC 61-88 GENVT3P	189.1	—	—	33	16.1	32
Armor	Armor 1655 PRO	188.7	164.4	—	39	16.6	28
Dyna-Gro	D55Q80	188.0	—	—	36	18.4	34
REV	REV 26HR22™	187.4	—	—	37	16.5	28
B-H Genetics	XP 8570VTTP	185.5	—	—	28	16.6	28
Pioneer	P1184HR	185.4	163.8	—	35	16.1	28
REV	REV 25R19™	184.1	—	—	29	16.2	29
REV	REV 26HR70™	183.5	—	—	35	16.7	27
Delta Grow	DG 3788	182.7	159.4	—	37	17.9	33
Mycogen	2A787	182.7	—	—	24	16.5	28
AgriGold	A6839VT3Pro	182.3	161.5	—	29	17.4	29
B-H Genetics	BH XP8492SS	182.1	—	—	29	16.0	28
B-H Genetics	BH 8931GTLLCB	180.6	—	—	35	17.1	26
Delta Grow	DG 2888	180.0	158.8	—	40	16.9	29
M-Pride	MP 3150	180.0	—	—	39	18.6	32
Armor	Armor 1161PRO	178.7	161.0	—	29	16.1	27
DEKALB	DKC 67-57 GENVT3P	177.0	—	—	36	17.2	27
Dyna-Gro	D57GT60	169.1	—	—	33	16.5	28
Golden Acres	GA28V81	164.5	—	—	36	16.4	25
Mycogen	2T784	150.9	—	—	32	16.6	25
Mean		198.6					
LSD (.10)		18.3					
Error df		243.0					
CV (%)		7.9					
R ² (%)		55.2					

MAFES DELTA BRANCH, STONEVILLE

Crop Summary

The crop was planted into a well-prepared seedbed with adequate soil moisture. All corn plots quickly emerged to a good stand. Hot and very dry conditions persisted throughout the entire growing season. Timely irrigations provided soil moisture at critical points during the season, and excellent yields were obtained. Harvest was completed early with no difficulties.

Soil type Dundee very fine sandy loam
 Soil pH 6.4
 Soil fertility P=H, K=H
 Fertilizer added Preplant — 10-26-26 @ 200 lb/A on February 17 and N @ 150 lb/A (32% UAN) on March 18
 Sidedress — N @ 100 lb/A (32% UAN) on April 25
 Herbicide application ... Preemergence — Lexar @ 3 qt/A and Gramoxone Inteon @ 3 pt/A on March 24
 Previous crop Soybeans
 Planting date March 23
 Harvest date August 25
 Irrigation June 2, June 16, July 1, July 11, July 26, August 6

Rainfall Summary

	Inches
March	0.60
April	6.31
May	2.76
June	1.58
July	1.96
August	2.41
Total	15.62

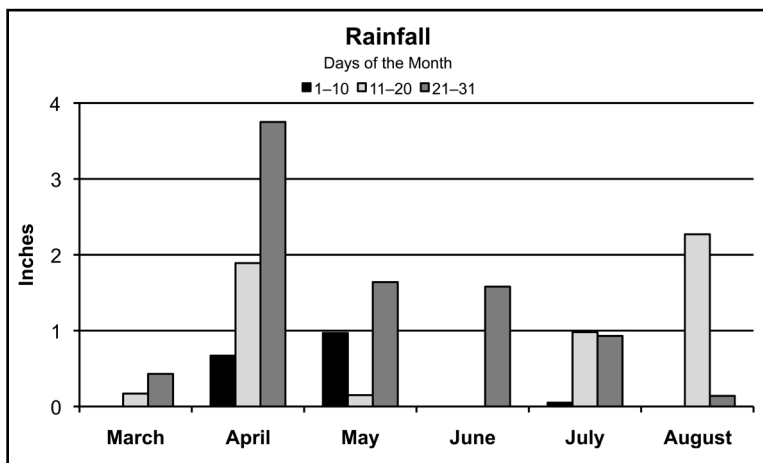


Table 14. Results from 82 corn hybrids grown with furrow irrigation on a Dundee very fine sandy loam soil at the MAFES Delta Brach Station, Stoneville, 2011.

Brand name	Hybrid number	2011 yield	2-year average	3-year average	Ear height	Moisture content	Harvested population (x1000)
Pioneer	P2088HR	251.6	—	—	39	17.0	30
Pioneer	P1615HR	246.3	235.1	—	38	16.9	30
Pioneer	P1745HR	240.4	—	—	40	16.8	31
Dyna-Gro	DG CX11117	239.7	—	—	32	16.6	33
Pioneer	P2023HR	235.0	234.2	244.9	40	17.3	32
REV	REV 26HR50™	231.7	—	—	36	20.0	29
M-Pride	MP 3152	231.2	—	—	35	16.5	33
DEKALB	DKC 62-09 GENVT3P	229.3	—	—	35	16.1	33
B-H Genetics	BH 8895VTTP	228.6	221.9	224.6	40	16.2	30
DEKALB	DKC64-69 GENVT3P	227.5	229.3	—	29	16.8	32
Croplan Genetics	CPL 8410VT3/P	226.8	—	—	31	17.0	32
REV	REV 25HR49™	226.2	227.9	223.0	40	16.7	31
Dyna-Gro	D56VP69	223.8	—	—	40	18.2	33
Croplan Genetics	CPL 6725VT3/P	223.4	220.6	—	33	16.6	32
AgriGold	A6533VT3	222.6	222.8	228.9	39	16.5	30
REV	REV 27HR32™	222.2	—	—	43	16.9	30
REV	REV 28HR30™	221.0	227.7	238.6	38	20.1	28
AgriGold	A6573VT3	220.7	—	—	34	16.3	30

Table 14 (continued). Results from 82 corn hybrids grown with furrow irrigation on a Dundee very fine sandy loam soil at the MAFES Delta Brach Station, Stoneville, 2011.

Brand name	Hybrid number	2011 yield	2-year average	3-year average	Ear height	Moisture content	Harvested population (x1000)
		<i>bu/A</i>	<i>bu/A</i>	<i>bu/A</i>	<i>in</i>	<i>%</i>	
Croplan Genetics	8505VT3/P	220.6	209.1	—	35	16.5	33
DEKALB	DKC 67-88 GENVT3P	219.7	—	—	38	18.9	30
Pioneer	P1404HR	219.7	—	—	37	16.4	31
DEKALB	DKC 67-57 GENVT3P	219.4	—	—	30	16.9	33
Croplan Genetics	CPL 6926VT3/P	219.2	—	—	29	17.9	32
NK Brand	N72F3000GT	219.1	—	—	41	16.5	32
NK Brand	N78N-3111	218.8	—	—	34	19.0	28
Dyna-Gro	D58VP30	217.9	—	—	36	16.7	34
DEKALB	DKC 61-88 GENVT3P	217.7	—	—	32	16.4	33
Delta Grow	DG 8188	217.6	—	—	33	16.6	33
NK Brand	N78S-3111	217.5	—	—	35	16.5	28
Armor	Armor 1262 PRO	217.2	—	—	35	16.9	32
DEKALB	DKC 63-87 GENVT3P	217.1	—	—	34	16.6	33
REV	REV 28HR29™	216.7	214.9	—	40	18.3	29
AgriGold	A6632VT3Pro	216.4	210.2	217.9	31	16.5	31
Dyna-Gro	CX11114	216.0	—	—	31	17.7	32
Mycogen	2A787	215.9	—	—	29	17.0	31
DEKALB	DKC 69-29 GENVT3P	215.2	—	—	32	17.8	30
REV	REV 27HR52™	215.2	—	—	32	16.7	30
AgriGold	A6489VT3	214.7	217.7	219.5	39	17.0	32
REV	REV 26R60™	214.3	—	—	38	16.7	30
REV	REV 28HR20™	213.7	—	—	41	16.5	30
REV	REV 28R10™	213.5	—	—	38	17.0	29
REV	REV 26HR22™	213.3	—	—	41	16.8	28
Dyna-Gro	DG57V59	212.8	—	—	29	16.5	34
Armor	Armor 1539PRO	212.6	205.5	—	37	17.2	30
Dyna-Gro	D55VC21	210.8	—	—	31	16.7	34
AgriGold	A6553VT3	210.8	225.3	—	36	16.4	31
REV	REV 26HR70™	210.7	—	—	45	16.8	30
DEKALB	DKC 61-06 GENSS	210.6	—	—	31	16.6	32
Delta Grow	DG 2988	210.3	—	—	36	18.1	31
REV	REV 26HR82™	210.0	—	—	36	17.0	27
Delta Grow	DG 2888	209.7	190.8	—	34	17.3	31
Golden Acres	27V01	209.4	—	—	36	16.4	29
Mycogen	2V715	208.7	—	—	39	16.3	31
Mycogen	2T784	208.5	—	—	34	17.2	30
Dyna-Gro	D56VP24	208.0	—	—	34	16.6	32
Dyna-Gro	D51VP40	207.6	—	—	32	16.3	33
DEKALB	DKC66-96 GENVT3P	207.1	—	—	28	16.5	33
B-H Genetics	BH 8655GT3	207.0	—	—	35	17.0	30
REV	REV 25HR39™	206.9	—	—	37	16.6	29
Dyna-Gro	V5683VT3	206.4	208.4	—	43	16.0	33
M-Pride	MP 3150	206.3	—	—	40	18.0	32
AgriGold	A6839VT3Pro	205.1	204.2	—	29	17.6	30
DEKALB	DKC61-35 GENVT3P	204.8	—	—	21	16.4	32
M-Pride	MP 3193	204.2	—	—	36	16.4	29
Armor	Armor 1655 PRO	203.5	203.1	211.1	39	16.6	31
B-H Genetics	BH 8928VTTP	203.1	215.3	214.5	36	16.4	30
AgriGold	A6679VT3Pro	202.9	—	—	36	16.6	30
REV	REV 25R19™	202.7	—	—	36	16.4	27
Pioneer	P1184HR	202.1	209.6	—	38	16.3	30
Armor	Armor 1161PRO	202.0	214.2	213.4	31	16.4	31
Dyna-Gro	D55Q80	201.5	—	—	36	17.8	32
Golden Acres	GA28V81	201.0	—	—	34	16.6	28
Dyna-Gro	D57GT60	200.3	—	—	37	16.8	32
Delta Grow	DG 3788	199.3	199.4	—	37	18.5	32
Croplan Genetics	CPL 6818VT3	199.1	216.5	217.5	29	16.7	30
NK Brand	N77P-3111	196.9	—	—	37	16.5	28
B-H Genetics	XP 8570VTTP	196.8	—	—	33	16.5	31
B-H Genetics	BH 8931GTLLCB	196.6	—	—	38	17.6	29
Armor	Armor 1415PRO	196.2	205.0	—	31	16.6	27
B-H Genetics	BH XP8492SS	193.0	—	—	37	16.0	30
Delta Grow	DG 8488	192.0	—	—	38	17.7	32
Mycogen	2V738	186.7	—	—	28	16.5	30
Mean		213.6					
LSD (.10)		16.0					
Error df		243.0					
CV (%)		6.4					
R ² (%)		51.6					

ROB COKER FARM, YAZOO CITY

Location Summary

A corn hybrid trial was planted at this location on April 4, 2011. Moisture was optimum at the time of planting, and the plots quickly emerged to a good stand. However, heavy spring rains resulted in flooding in many areas of the Mississippi Delta. This hybrid trial became submerged and drowned because of the backwater that covered the field where it was planted. Therefore, no results could be published from this location.

TECHNICAL ADVISORY COMMITTEE

Joe Camp
Agriliance

Charlie Pilkington
Mississippi Corn Grower's Association

Billy Johnson
Senior Research Assistant
Coastal Plain Branch Experiment Station

Erick Larson
Associate Professor
MSU Plant and Soil Sciences

Charlie Stokes
Area Agronomy Agent
MSU Extension Service

Glover Triplett
Agronomist
MSU Plant and Soil Sciences

Dennis Rowe
Statistician
Experimental Statistics Unit
Mississippi State University

Paul Williams (Chair)
Research Geneticist
USDA Agricultural Research Service
Crop Science Research Laboratory



MISSISSIPPI STATE
UNIVERSITY™



Printed on Recycled Paper

Mention of a trademark or proprietary product does not constitute a guarantee or warranty of the product by the Mississippi Agricultural and Forestry Experiment Station and does not imply its approval to the exclusion of other products that also may be suitable.

Discrimination based upon race, color, religion, sex, national origin, age, disability, or veteran's status is a violation of federal and state law and MSU policy and will not be tolerated. Discrimination based upon sexual orientation or group affiliation is a violation of MSU policy and will not be tolerated.